

Vent-Free Fireplace

Boulevard See-Through VFLB60SP

Spec Sheet



AMERICAN HEARTH



ACTUAL DIMENSIONS

66 3/16" W x 41 1/2" H x 11 3/4" D

INCLUDES

- LED Lighting under burner
- Thermostat Variable Remote Control
- Extension Kit to mount lighting wall controls up to 6 ft. away
- Fine Mesh Barrier Screen

REQUIRES

- Decorative Crushed Glass

TECHNICAL INFORMATION

- Maximum heat output: 38,500 BTUs (LP) / 40,000 BTUs (Nat)
- Weight: 260 lbs.
- Type of Gas: LP or Natural
- Iron Pipe Size: 1/2-inch
- Ignition Systems: Intermittent Pilot

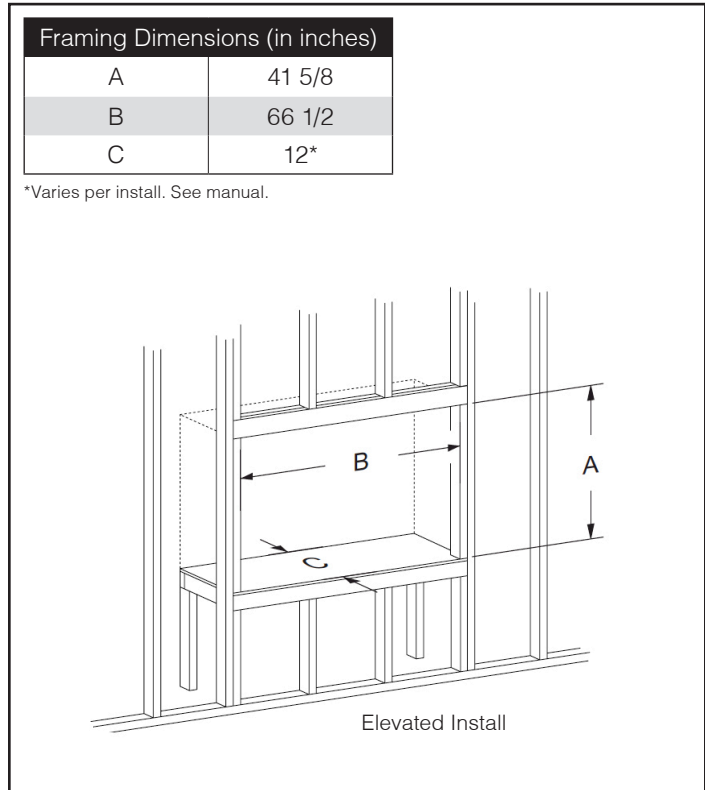
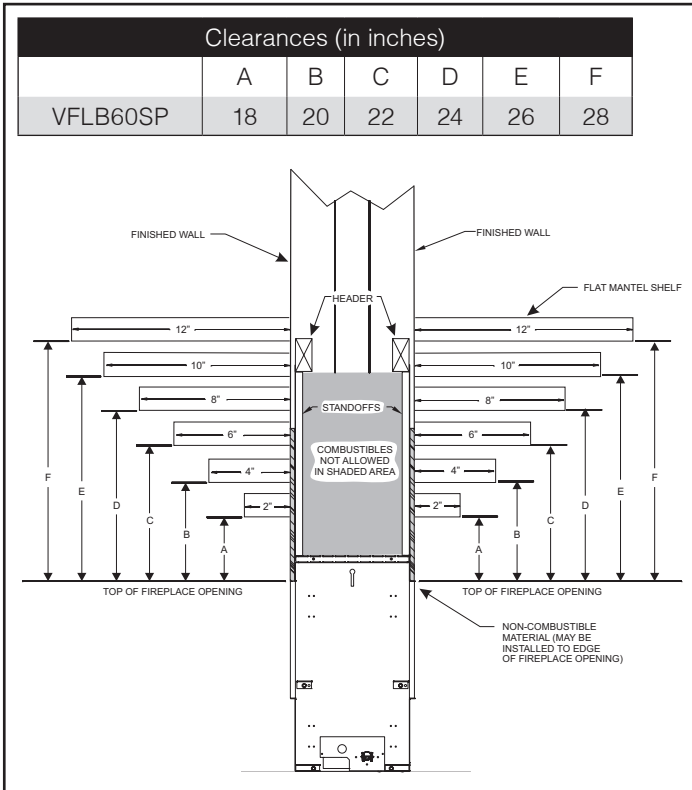
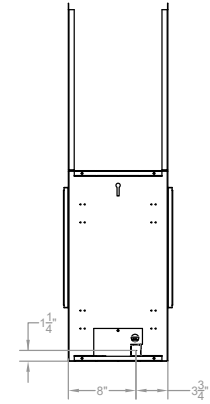
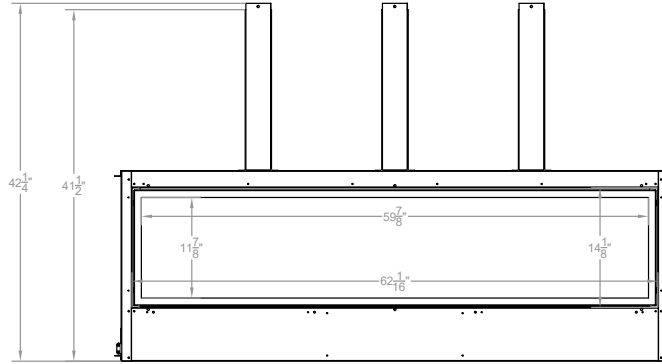
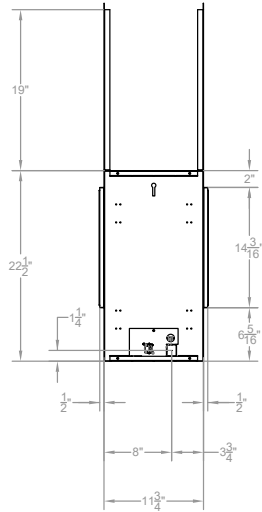
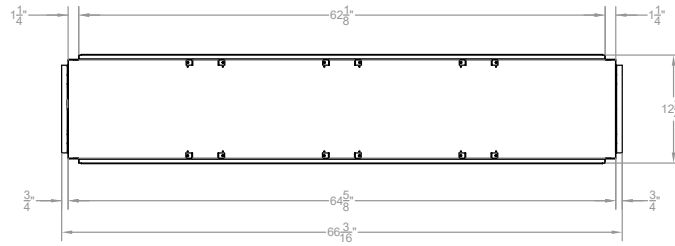
FIELD INSTALLED ACCESSORIES

- Ceramic Fiber Driftwood Log and Rock Set
- Black Reflective Glass Liner
- Decorative Media
- Decorative Fronts: 3/4-inch or 1-1/2-inch Matte Black
- Exterior Decorative Front with Glass and Screen, Stainless Steel



VFLB60SP

*see manual for Outdoor Kit



Empire is committed to continuous product improvement; specifications are subject to change without notice. Dimensions in this brochure are approximate; read and follow the framing dimensions in the owners manual supplied with your Empire product. Flame size, shape, and color will vary from photos. Our mantels feature natural veneers and hand-rubbed finishes – wood grain and color will vary. Adjust light levels and use "natural light" incandescent bulbs to enhance the dramatic look for your wooden mantel.

Member of the following industry associations:



This appliance is design-certified to the ANSI standard by:



SINCE 1932

Empire Comfort Systems Inc.
918 Freeburg Ave.
Belleville, IL 62220-2623
info@empirecomfort.com
02/19

The Empire Comfort Systems and White Mountain Hearth names and logos are registered U.S. trademarks.